

LOOP-LOC STOCK SIZE GUIDE

For Green Mesh Safety Swimming Pool Covers Only!

PLEASE NOTE: All **STOCK** LOOP-LOC Safety Swimming Pool Covers are **only** available in Standard Spring Green Mesh.


PRICES: Please see LOOP-LOC's current Schedule of Retail Prices for pricing. Please note: Any cover requiring any special treatments (such as cutouts) must be priced as a non-stock (custom) item.

[Click here for LOOP-Loc's on-line custom cover Measuring Guide.](#)

[Click here for LOOP-Loc's on-line custom cover Installation Guide.](#)

RETURNS: Unopened Stock covers may be returned **within 30 days** at a 10% restocking charge.

RECTANGLES



IMPORTANT STOCK SIZE INFORMATION:

For pools NO LARGER THAN 20' x 50', LOOP-LOC's Stock Rectangle covers will fit your pool if:

- the pool length and/or width is up to 3" smaller than listed below, and a minimum of 36" of deck is available.
- the pool length and/or width is up to 3" larger than listed below, and a minimum of 30" of deck is available, and the coping is 10" wide or less.

Please call our Technical Support Department if you have any questions.

| POOL SIZE | COVER SIZE | SETS OF HARDWARE | SQUARE FOOTAGE | POOL SIZE | COVER SIZE | SETS OF HARDWARE | SQUARE FOOTAGE |
|-------------|-------------|------------------|----------------|-------------|-------------|------------------|----------------|
| 8' x 8' | 10' x 10' | 12 | 100 | 18' x 40' | 20' x 42' | 28 | 840 |
| 10' x 20' | 12' x 22' | 18 | 264 | 18' x 42' | 20' x 44' | 30 | 880 |
| 12' x 24' | 14' x 26' | 22 | 364 | 18' x 44' | 20' x 46' | 30 | 920 |
| 12' x 27' | 14' x 29' | 22 | 406 | 18' x 45' | 20' x 47' | 30 | 940 |
| 12' x 28' | 14' x 30' | 22 | 420 | 18' x 50' | 20' x 52' | 32 | 1040 |
| 14' x 28' | 16' x 30' | 22 | 480 | 20' x 36' | 22' x 38' | 28 | 836 |
| 14' x 32' | 16' x 34' | 24 | 544 | 20' x 38' | 22' x 40' | 28 | 880 |
| 15' x 30' | 17' x 32' | 24 | 544 | ★ 20' x 40' | 22' x 42' | 28 | 924 |
| 15' x 32' | 17' x 34' | 24 | 578 | 20' x 41' | 22' x 43' | 30 | 946 |
| 15' x 34' | 17' x 36' | 24 | 612 | 20' x 42' | 22' x 44' | 30 | 968 |
| 16' x 24' | 18' x 26' | 22 | 468 | 20' x 44' | 22' x 46' | 30 | 1012 |
| 16' x 30' | 18' x 32' | 24 | 576 | 20' x 45' | 22' x 47' | 30 | 1034 |
| ★ 16' x 32' | ★ 18' x 34' | 24 | 612 | 20' x 46' | 22' x 48' | 32 | 1056 |
| 16' x 34' | 18' x 36' | 24 | 648 | 20' x 50' | 22' x 52' | 32 | 1144 |
| 16' x 36' | 18' x 38' | 26 | 684 | 21' x 41' | 23' x 43' | 30 | 989 |
| 16' x 38' | 18' x 40' | 26 | 720 | 22' x 44' | 24' x 46' | 30 | 1104 |
| 16' x 40' | 18' x 42' | 26 | 756 | 24' x 40' | 26' x 42' | 30 | 1092 |
| 17' x 34' | 19' x 36' | 26 | 684 | 24' x 48' | 26'6 x 50'6 | 34 | 1377 |
| 18' x 32' | 20' x 34' | 26 | 680 | 25' x 45' | 27'6 x 47'6 | 32 | 1344 |
| 18' x 34' | 20' x 36' | 26 | 720 | 25' x 50' | 27'6 x 52'6 | 34 | 1484 |
| ★ 18' x 36' | ★ 20' x 38' | 28 | 760 | 30' x 50' | 33' x 53' | 36 | 1749 |
| 18' x 38' | 20' x 40' | 28 | 800 | 30' x 60' | 33' x 63' | 40 | 2079 |

★ *The most common cover sizes are highlighted for your convenience.*

RECTANGLES INCLUDING EXTENSION - CENTER END STEPS **



IMPORTANT STOCK SIZE INFORMATION:

LOOP-LOC's Stock Rectangle covers with Center End Step will fit your pool if:

- the pool length and/or width of the **MAIN POOL** is up to 3" smaller than listed below, and a minimum of 36" of deck is available.
- the pool length and/or width of the **MAIN POOL** is up to 3" larger than listed below, and a minimum of 30" of deck is available, and the coping is 10" wide or less.
- the length of the step is up to 6" smaller than listed below, and/or the width of the step is up to 12" smaller than listed. The length and width of the **main pool area must match our listing below.**

For Example: a 16' x 36' with 3'6 x 7' center end pool can use a 16' x 36' with 4' x 8' stock cover.

Please call our Technical Support Department if you have any questions.

| POOL SIZE | COVER SIZE | SETS OF HARDWARE | SQUARE FOOTAGE | POOL SIZE | COVER SIZE | SETS OF HARDWARE | SQUARE FOOTAGE |
|--|------------|------------------|----------------|--|------------|------------------|----------------|
| 12' x 24' + 4' x 6' center end (= 12' x 28') | 14' x 30' | 26 | 420 | 16' x 36' + 4' x 8' center end (= 16' x 40') | 18' x 42' | 30 | 756 |
| 12' x 24' + 4' x 8' center end (= 12' x 28') | 14' x 30' | 26 | 420 | 16' x 40' + 4' x 8' center end (= 16' x 44') | 18' x 46' | 30 | 828 |
| 14' x 28' + 4' x 6' center end (= 14' x 32') | 16' x 34' | 26 | 544 | 18' x 36' + 3' x 6' center end (= 18' x 39') | 20' x 41' | 30 | 820 |
| 14' x 28' + 4' x 8' center end (= 14' x 32') | 16' x 34' | 26 | 544 | 18' x 36' + 3' x 8' center end (= 18' x 39') | 20' x 41' | 30 | 820 |
| 16' x 24' + 4' x 8' center end (= 16' x 28') | 18' x 30' | 26 | 540 | 18' x 36' + 4' x 6' center end (= 18' x 40') | 20' x 42' | 30 | 840 |
| 16' x 32' + 3' x 6' center end (= 16' x 35') | 18' x 37' | 28 | 666 | ★ 18' x 36' + 4' x 8' center end (= 18' x 40') | 20' x 42' | 30 | 840 |
| 16' x 32' + 3' x 8' center end (= 16' x 35') | 18' x 37' | 28 | 666 | 18' x 40' + 4' x 8' center end (= 18' x 44') | 20' x 46' | 30 | 920 |
| 16' x 32' + 4' x 6' center end (= 16' x 36') | 18' x 38' | 28 | 684 | 20' x 40' + 3' x 8' center end (= 20' x 43') | 22' x 45' | 30 | 990 |
| ★ 16' x 32' + 4' x 8' center end (= 16' x 36') | 18' x 38' | 28 | 684 | ★ 20' x 40' + 4' x 8' center end (= 20' x 44') | 22' x 46' | 30 | 1012 |
| 16' x 34' + 4' x 8' center end (= 16' x 38') | 18' x 40' | 28 | 720 | | | | |

RECTANGLES PLUS EXTENSION - FLUSH LEFT & FLUSH RIGHT STEPS **



IMPORTANT STOCK SIZE INFORMATION:

LOOP-LOC's Stock Rectangle Plus Flush Left & Flush Right Step Extensions are manufactured with extra large pads and extended chafe wear strips to accommodate some variance in pool size. Please mail or fax your drawing, being sure to indicate the amount of available decking, and we'll use stock if possible unless otherwise instructed.

| POOL SIZE | COVER SIZE | SETS OF HARDWARE | SQUARE FOOTAGE |
|-----------------------|----------------------|------------------|----------------|
| ★ 16' x 32' + 4' x 8' | 18' x 34' + 4' x 10' | 26 | 612 + 40 |
| ★ 18' x 36' + 4' x 8' | 20' x 38' + 4' x 10' | 30 | 760 + 40 |
| ★ 20' x 40' + 4' x 8' | 22' x 42' + 4' x 10' | 30 | 924 + 40 |

RECTANGLES PLUS EXTENSION - LEFT & RIGHT SIDE STEPS **



IMPORTANT STOCK SIZE INFORMATION:

LOOP-LOC's Stock Rectangle Plus Left & Right Step Extensions are manufactured with extra large pads and extended chafe wear strips to accommodate some variance in pool size. Please mail or fax your drawing, being sure to indicate the amount of available decking, and we'll use stock if possible unless otherwise instructed.

| | POOL SIZE | COVER SIZE | SETS OF HARDWARE | SQUARE FOOTAGE | | POOL SIZE | COVER SIZE | SETS OF HARDWARE | SQUARE FOOTAGE |
|-----------------------------|-----------------------|----------------------|------------------|----------------|------------------------------|-----------------------|----------------------|------------------|----------------|
| 1' OFFSET LEFT STEP: | 16' x 32' + 4' x 6' | 18' x 34' + 4' x 8' | 28 | 612+32 | 1' OFFSET RIGHT STEP: | 16' x 32' + 4' x 6' | 18' x 34' + 4' x 8' | 28 | 612+32 |
| | ★ 16' x 32' + 4' x 8' | 18' x 34' + 4' x 10' | 28 | 612+40 | | ★ 16' x 32' + 4' x 8' | 18' x 34' + 4' x 10' | 28 | 612+40 |
| | 16' x 36' + 4' x 8' | 18' x 38' + 4' x 10' | 30 | 684+40 | | ★ 18' x 36' + 4' x 8' | 20' x 38' + 4' x 10' | 32 | 760+40 |
| | ★ 18' x 36' + 4' x 8' | 20' x 38' + 4' x 10' | 32 | 760+40 | | ★ 20' x 40' + 4' x 8' | 22' x 42' + 4' x 10' | 32 | 924+40 |
| | ★ 20' x 40' + 4' x 8' | 22' x 42' + 4' x 10' | 32 | 924+40 | | | | | |
| 2' OFFSET LEFT STEP: | 16' x 32' + 4' x 6' | 18' x 34' + 4' x 8' | 30 | 612+32 | 2' OFFSET RIGHT STEP: | 16' x 32' + 4' x 6' | 18' x 34' + 4' x 8' | 30 | 612+32 |
| | 16' x 36' + 4' x 8' | 18' x 38' + 4' x 10' | 30 | 684+40 | | 16' x 32' + 4' x 8' | 18' x 34' + 4' x 10' | 28 | 612+40 |
| | ★ 18' x 36' + 4' x 8' | 20' x 38' + 4' x 10' | 30 | 760+40 | | 16' x 36' + 4' x 8' | 18' x 38' + 4' x 10' | 30 | 684+40 |
| | ★ 20' x 40' + 4' x 8' | 22' x 42' + 4' x 10' | 32 | 924+40 | | ★ 18' x 36' + 4' x 8' | 20' x 38' + 4' x 10' | 30 | 760+40 |
| | | | | | | ★ 20' x 40' + 4' x 8' | 22' x 42' + 4' x 10' | 32 | 924+40 |
| 4' OFFSET LEFT STEP: | 18' x 36' + 4' x 8' | 20' x 38' + 4' x 10' | 30 | 760+40 | 3' OFFSET RIGHT STEP: | 20' x 40' + 4' x 8' | 22' x 42' + 4' x 10' | 32 | 924+40 |
| | 20' x 40' + 4' x 8' | 22' x 42' + 4' x 10' | 32 | 924+40 | | 18' x 36' + 4' x 8' | 20' x 38' + 4' x 10' | 30 | 760+40 |
| | | | | | | 20' x 40' + 4' x 8' | 22' x 42' + 4' x 10' | 32 | 924+40 |

** Extensions are determined by standing at the shallow end, looking towards the deep end.

★ The most common cover sizes are highlighted for your convenience.

STOCK COVERS - AVAILABLE FOR SHIPMENT WITHIN 24 - 48 HOURS!

GRECIAN WITH CENTER END EXTENSIONS **

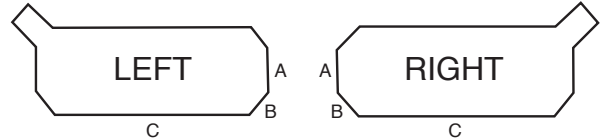


IMPORTANT STOCK SIZE INFORMATION:

LOOP-LOC's Stock Grecean with Center End Extension are manufactured with extra large pads and extended chafe strips to accommodate some variance in pool size. Please mail or fax your drawing, being sure to indicate the amount of available decking, and we'll use stock if possible unless otherwise instructed.

| POOL SIZE | COVER SIZE | SETS OF HARDWARE | SQUARE FOOTAGE | WALL DIMENSIONS | | |
|--|-------------|------------------|----------------|-----------------|----|------|
| | | | | A | B | C |
| 16'6 x 32'6 + 4' x 8' (or 16'6 x 36'6 center end w/2 bows) | 18'6 x 38'6 | 30 | 741 | 8' | 6' | 24' |
| 16'6 x 35'6 + 3'6 x 7' (or 16'6 x 39' center end w/2 bows) | 18'6 x 41' | 30 | 779 | 8' | 6' | 27' |
| 16'6 x 34'6 + 4' x 8' (or 16'6 x 38'6 center end w/2 bows) | 18'6 x 40'6 | 30 | 779 | 8' | 6' | 26' |
| 16'6 x 35'6 + 4' x 6' (or 16'6 x 39'6 center end w/2 bows) | 18'6 x 41'6 | 30 | 798 | 8' | 6' | 27' |
| 18' x 36' + 4' x 8' (or 18' x 40' center end w/2 bows) | 20' x 42' | 30 | 840 | 8' | 7' | 26' |
| 18' x 37' + 4' x 8' (or 18' x 41' center end w/2 bows) | 20' x 43' | 30 | 860 | 8' | 7' | 27' |
| 20' x 40' + 4' x 8' (or 20' x 44' center end w/2 bows) | 22' x 46' | 34 | 1012 | 8' | 8' | 28'8 |
| 20'9 x 39'9 + 4' x 8' (or 20'9 x 43'9 center end w/2 bows) | 22'9 x 45'9 | 34 | 1058 | 8' | 9' | 27' |

GRECIAN WITH LEFT & RIGHT SIDE EXTENSIONS **



IMPORTANT STOCK SIZE INFORMATION:

LOOP-LOC's Stock Grecean with Left & Right Side Step Extensions are manufactured with extra large pads and extended chafe wear strips to accommodate some variance in pool size. Please mail or fax your drawing, being sure to indicate the amount of available decking, and we'll use stock if possible unless otherwise instructed.

| POOL SIZE | COVER SIZE | SETS OF HARDWARE | SQUARE FOOTAGE | WALL DIMENSIONS | | |
|-----------------------------------|------------------------|------------------|----------------|-----------------|----|-----|
| | | | | A | B | C |
| 16'6 x 32'6 + 4' x 6' (w/3 bows) | 18'6 x 34'6 + 4' x 8' | 30 | 665 + 32 | 8' | 6' | 24' |
| 16'6 x 34'6 + 4' x 6' (w/3 bows) | 18'6 x 36'6 + 4' x 8' | 32 | 703 + 32 | 8' | 6' | 26' |
| 16'6 x 35'6 + 4' x 6' (w/3 bows) | 18'6 x 37'6 + 4' x 8' | 32 | 722 + 32 | 8' | 6' | 27' |
| 18'6 x 38'6 + 3'6 x 7' (w/3 bows) | 20'6 x 40'6 + 3'6 x 9' | 36 | 861 + 36 | 7' | 8' | 27' |
| 19'6 x 37'6 + 4' x 8' (w/3 bows) | 21'6 x 39'6 + 4' x 10' | 36 | 880 + 40 | 8' | 8' | 26' |
| 20'9 x 39'9 + 4' x 8' (w/3 bows) | 22'9 x 41'9 + 4' x 10' | 36 | 966 + 40 | 8' | 9' | 27' |

FORMFIT OVAL

3 x 3 GRIDS

IMPORTANT STOCK SIZE INFORMATION:


LOOP-LOC's Stock Formfit Oval will fit your pool if:

- the pool length and/or width is up to 3" smaller than listed below, and a minimum of 39" of deck is available.
- the pool length and/or width is up to 3" larger than listed below, and a minimum of 33" of deck is available, and coping is 10" wide or less.

| POOL SIZE | COVER SIZE | SETS OF HARDWARE | SQUARE FOOTAGE |
|-----------|-------------|------------------|----------------|
| 17' x 35' | 19'6 x 37'6 | 40 | 760 |

FORMFIT ROUND

| POOL SIZE | COVER SIZE | SETS OF HARDWARE | SQUARE FOOTAGE |
|----------------------|-------------|------------------|----------------|
| 6'6 x 6'6 OR 7' x 7' | 9'0 x 9'0 | 12 | 81 |
| 7' x 7' OR 7'6 x 7'6 | 9'6 x 9'6 | 12 | 100 |
| 7'6 x 7'6 OR 8' x 8' | 10' x 10' | 12 | 100 |
| 8' x 8' OR 8'6 x 8'6 | 10'6 x 10'6 | 12 | 121 |
| 10' x 10' | 12'6 x 12'6 | 16 | 169 |
| 24' x 24' | 26'6 x 26'6 | 32 | 729 |



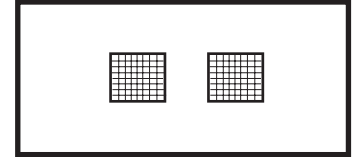
** Extensions are determined by standing in the shallow end, looking towards the deep end.

PLEASE NOTE: All STOCK LOOP-LOC Safety Swimming Pool Covers are *only* available in Standard Spring Green Mesh.

ULTRA-LOC SOLID STOCK WITH MESH DRAIN PANELS ONLY

Solid Coated Green Mesh Swimming Pool Covers with Mesh Drain Panels

RECTANGLES



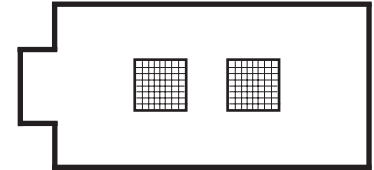
IMPORTANT STOCK SIZE INFORMATION:

ULTRA-LOC SOLID Stock Rectangle covers will fit your pool if:

- the pool length and/or width is up to 3" smaller than listed below, and a minimum of 36" of deck is available.
- the pool length and/or width is up to 3" larger than listed below, and a minimum of 30" of deck is available, and the coping is 10" wide or less.

| POOL SIZE | COVER SIZE | SETS OF HARDWARE | SQUARE FOOTAGE |
|-----------|------------|------------------|----------------|
| 12' x 24' | 14' x 26' | 22 | 364 |
| 14' x 28' | 16' x 30' | 26 | 480 |
| 14' x 30' | 16' x 32' | 26 | 512 |
| 15' x 30' | 17' x 32' | 28 | 544 |
| 16' x 32' | 18' x 34' | 28 | 612 |
| 16' x 34' | 18' x 36' | 28 | 648 |
| 16' x 36' | 18' x 38' | 30 | 684 |
| 16' x 40' | 18' x 42' | 30 | 756 |
| 18' x 36' | 20' x 38' | 32 | 760 |
| 20' x 40' | 22' x 42' | 32 | 924 |
| 20' x 44' | 22' x 46' | 34 | 1012 |
| 20' x 50' | 22' x 52' | 36 | 1144 |

RECTANGLES INCLUDING EXTENSION CENTER END STEPS



IMPORTANT STOCK SIZE INFORMATION:

ULTRA-LOC SOLID Stock Rectangle with Center End Step covers will fit your pool if:

- the pool length and/or width of the **MAIN POOL** is up to 3" smaller than listed below, and a minimum of 36" of deck is available.
- the pool length and/or width of the **MAIN POOL** is up to 3" larger than listed below, and a minimum of 30" of deck is available, and the coping is 10" wide or less.
- the length of the step is up to 6" smaller than listed below, and/or the width of the step is up to 12" smaller than listed. The length and width of the **MAIN POOL** area must match our listing below.

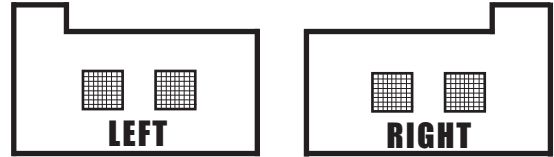
For Example: a 16' x 32' with 3'6" x 7' center end pool can use a 16' x 32' with 4' x 8' stock cover.

Please call our Customer Support Department if you have any questions.

| POOL SIZE | COVER SIZE | SETS OF HARDWARE | SQUARE FOOTAGE |
|---|------------|------------------|----------------|
| 14' x 28' + 4' x 8' center end (=14' x 32') | 16' x 34' | 30 | 544 |
| 16' x 32' + 4' x 6' center end (=16' x 36') | 18' x 38' | 28 | 684 |
| 16' x 32' + 4' x 8' center end (=16' x 36') | 18' x 38' | 28 | 684 |
| 16' x 34' + 4' x 8' center end (=16' x 38') | 18' x 40' | 28 | 720 |
| 16' x 36' + 4' x 8' center end (=16' x 40') | 18' x 42' | 30 | 756 |
| 18' x 36' + 3' x 8' center end (=18' x 39') | 20' x 41' | 34 | 820 |
| 18' x 36' + 4' x 6' center end (=18' x 40') | 20' x 42' | 34 | 840 |
| 18' x 36' + 4' x 8' center end (=18' x 40') | 20' x 42' | 34 | 840 |
| 18' x 40' + 4' x 8' center end (=18' x 44') | 20' x 46' | 34 | 920 |
| 20' x 40' + 4' x 8' center end (=20' x 44') | 22' x 46' | 34 | 1012 |

ULTRA-LOC SOLID STOCK

RECTANGLES PLUS EXTENSION FLUSH LEFT & FLUSH RIGHT STEPS**



IMPORTANT STOCK SIZE INFORMATION:

ULTRA-LOC SOLID Stock Rectangle Plus Flush Left & Flush Right Step Extensions are manufactured with extra large pads and extended chafe wear strips to accommodate some variance in pool size. Please mail or fax your drawing, being sure to indicate the amount of available decking, and we'll use stock if possible unless otherwise instructed.

| POOL SIZE | COVER SIZE | SETS OF HARDWARE | SQUARE FOOTAGE |
|---------------------|----------------------|------------------|----------------|
| 16' x 32' + 4' x 8' | 18' x 34' + 4' x 10' | 30 | 612 + 40 |
| 18' x 36' + 4' x 8' | 20' x 38' + 4' x 10' | 34 | 760 + 40 |
| 20' x 40' + 4' x 8' | 22' x 42' + 4' x 10' | 34 | 924 + 40 |

RECTANGLES PLUS EXTENSION LEFT & RIGHT SIDE STEPS**

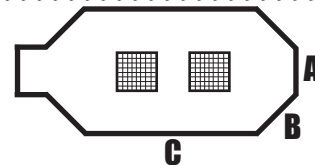


IMPORTANT STOCK SIZE INFORMATION:

ULTRA-LOC SOLID Stock Rectangle Plus Left & Right Step Extensions are manufactured with extra large pads and extended chafe wear strips to accommodate some variance in pool size. Please mail or fax your drawing, being sure to indicate the amount of available decking, and we'll use stock if possible unless otherwise instructed.

| | POOL SIZE | COVER SIZE | SETS OF HARDWARE | SQUARE FOOTAGE |
|--|---------------------|----------------------|------------------|----------------|
| 1' OFFSET RIGHT & LEFT STEP | 16' x 32' + 4' x 8' | 18' x 34' + 4' x 10' | 32 | 612 + 40 |
| | 18' x 36' + 4' x 8' | 20' x 38' + 4' x 10' | 36 | 760 + 40 |
| | 20' x 40' + 4' x 8' | 22' x 42' + 4' x 10' | 36 | 924 + 40 |
| 2' OFFSET RIGHT & LEFT STEP | 16' x 32' + 4' x 8' | 18' x 34' + 4' x 10' | 30 | 612 + 40 |
| | 18' x 36' + 4' x 8' | 20' x 38' + 4' x 10' | 32 | 760 + 40 |
| | 20' x 40' + 4' x 8' | 22' x 42' + 4' x 10' | 34 | 924 + 40 |
| 4' OFFSET RIGHT & LEFT STEP | 18' x 36' + 4' x 8' | 20' x 38' + 4' x 10' | 32 | 760 + 40 |
| | 20' x 40' + 4' x 8' | 22' x 42' + 4' x 10' | 34 | 924 + 40 |

GRECIAN WITH CENTER END EXTENSION



IMPORTANT STOCK SIZE INFORMATION:

ULTRA-LOC SOLID Stock Grecian with Center End Extension are manufactured with extra large pads and extended chafe wear strips to accommodate some variance in pool size. Please mail or fax your drawing, being sure to indicate the amount of available decking, and we'll use stock if possible unless otherwise instructed.

| POOL SIZE | COVER SIZE | SETS OF HARDWARE | SQUARE FOOTAGE | WALL DIMENSIONS | | |
|---|---------------|------------------|----------------|-----------------|----|-----|
| | | | | A | B | C |
| 16'6" x 32'6" + 4' x 8' (= 16'6" x 36'6" center end w/2 bows) | 18'6" x 38'6" | 30 | 741 | 8' | 6' | 24' |
| 16'6" x 35'6" + 3'6" x 7' (= 16'6" x 39' center end w/2 bows) | 18'6" x 41' | 30 | 779 | 8' | 6' | 27' |
| 16'6" x 35'6" + 4' x 6' (= 16'6" x 39'6" center end w/2 bows) | 18'6" x 41'6" | 30 | 798 | 8' | 6' | 27' |
| 18'6" x 36'6" + 4' x 8' (= 18'6" x 40'6" center end w/2 bows) | 20'6" x 42'6" | 32 | 903 | 10' | 6' | 28' |
| 18' x 37' + 4' x 8' (= 18' x 41' center end w/2 bows) | 20' x 43' | 30 | 860 | 8' | 7' | 27' |
| 20'9" x 39'9" + 4' x 8' (= 20'9" x 43'9" center end w/2 bows) | 23' x 46' | 34 | 1058 | 8' | 9' | 27' |

STOCK COVERS - AVAILABLE FOR SHIPMENT WITHIN 24-48 HOURS!

****Extensions are determined by standing at the shallow end, looking toward the deep end.**

IMPORTANT: ULTRA-LOC SOLID owners must use a weighted cover pump to pump any standing water (rain or melting snow) off the cover on a regular basis, in some instances where water does not completely drain.

ULTRA-LOC SOLID STOCK

Solid Coated Green Mesh swimming pool covers with no drains require automatic cover pump (included in pricing) to maintain ASTM Safety Guidelines. No Ultra-Loc Solid stock without drains will be shipped without the Little Giant Pump.

RECTANGLES



IMPORTANT STOCK SIZE INFORMATION:

ULTRA-LOC SOLID Stock Rectangle covers will fit your pool if:

- the pool length and/or width is up to 3" smaller than listed below, and a minimum of 36" of deck is available.
- the pool length and/or width is up to 3" larger than listed below, and a minimum of 30" of deck is available, and the coping is 10" wide or less.

| POOL SIZE | COVER SIZE | SETS OF HARDWARE | SQUARE FOOTAGE |
|-----------|------------|------------------|----------------|
| 12' x 24' | 14' x 26' | 22 | 364 |
| 14' x 28' | 16' x 30' | 26 | 480 |
| 14' x 30' | 16' x 32' | 26 | 512 |
| 15' x 30' | 17' x 32' | 28 | 544 |
| 16' x 32' | 18' x 34' | 28 | 612 |
| 16' x 34' | 18' x 36' | 28 | 648 |
| 16' x 36' | 18' x 38' | 30 | 684 |
| 16' x 40' | 18' x 42' | 30 | 756 |
| 18' x 36' | 20' x 38' | 32 | 760 |
| 20' x 40' | 22' x 42' | 32 | 924 |
| 20' x 44' | 22' x 46' | 34 | 1012 |
| 20' x 50' | 22' x 52' | 36 | 1144 |

RECTANGLES INCLUDING EXTENSION CENTER END STEPS



IMPORTANT STOCK SIZE INFORMATION:

ULTRA-LOC SOLID Stock Rectangle with Center End Step covers will fit your pool if:

- the pool length and/or width of the **MAIN POOL** is up to 3" smaller than listed below, and a minimum of 36" of deck is available.
- the pool length and/or width of the **MAIN POOL** is up to 3" larger than listed below, and a minimum of 30" of deck is available, and the coping is 10" wide or less.
- the length of the step is up to 6" smaller than listed below, and/or the width of the step is up to 12" smaller than listed. The length and width of the **MAIN POOL** area must match our listing below.

For Example: a 16' x 32' with 3'6 x 7' center end pool can use a 16' x 32' with 4' x 8' stock cover.

Please call our Customer Support Department if you have any questions.

| POOL SIZE | COVER SIZE | SETS OF HARDWARE | SQUARE FOOTAGE |
|---|------------|------------------|----------------|
| 14' x 28' + 4' x 8' center end (=14' x 32') | 16' x 34' | 30 | 544 |
| 16' x 32' + 4' x 6' center end (=16' x 36') | 18' x 38' | 28 | 684 |
| 16' x 32' + 4' x 8' center end (=16' x 36') | 18' x 38' | 28 | 684 |
| 16' x 34' + 4' x 8' center end (=16' x 38') | 18' x 40' | 28 | 720 |
| 16' x 36' + 4' x 8' center end (=16' x 40') | 18' x 42' | 30 | 756 |
| 18' x 36' + 3' x 8' center end (=18' x 39') | 20' x 41' | 34 | 820 |
| 18' x 36' + 4' x 6' center end (=18' x 40') | 20' x 42' | 34 | 840 |
| 18' x 36' + 4' x 8' center end (=18' x 40') | 20' x 42' | 34 | 840 |
| 18' x 40' + 4' x 8' center end (=18' x 44') | 20' x 46' | 34 | 920 |
| 20' x 40' + 4' x 8' center end (=20' x 44') | 22' x 46' | 34 | 1012 |

ULTRA-LOC SOLID STOCK

RECTANGLES PLUS EXTENSION FLUSH LEFT & FLUSH RIGHT STEPS**



IMPORTANT STOCK SIZE INFORMATION:

ULTRA-LOC SOLID Stock Rectangle Plus Flush Left & Flush Right Step Extensions are manufactured with extra large pads and extended chafe wear strips to accommodate some variance in pool size. Please mail or fax your drawing, being sure to indicate the amount of available decking, and we'll use stock if possible unless otherwise instructed.

| POOL SIZE | COVER SIZE | SETS OF HARDWARE | SQUARE FOOTAGE |
|---------------------|----------------------|------------------|----------------|
| 16' x 32' + 4' x 8' | 18' x 34' + 4' x 10' | 30 | 612 + 40 |
| 18' x 36' + 4' x 8' | 20' x 38' + 4' x 10' | 34 | 760 + 40 |
| 20' x 40' + 4' x 8' | 22' x 42' + 4' x 10' | 34 | 924 + 40 |

RECTANGLES PLUS EXTENSION LEFT & RIGHT SIDE STEPS**

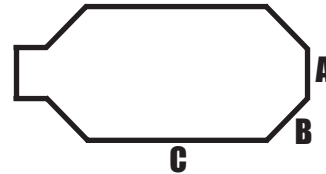


IMPORTANT STOCK SIZE INFORMATION:

ULTRA-LOC SOLID Stock Rectangle Plus Left & Right Step Extensions are manufactured with extra large pads and extended chafe wear strips to accommodate some variance in pool size. Please mail or fax your drawing, being sure to indicate the amount of available decking, and we'll use stock if possible unless otherwise instructed.

| | POOL SIZE | COVER SIZE | SETS OF HARDWARE | SQUARE FOOTAGE |
|--|---------------------|----------------------|------------------|----------------|
| 1' OFFSET RIGHT & LEFT STEP | 16' x 32' + 4' x 8' | 18' x 34' + 4' x 10' | 32 | 612 + 40 |
| | 18' x 36' + 4' x 8' | 20' x 38' + 4' x 10' | 36 | 760 + 40 |
| | 20' x 40' + 4' x 8' | 22' x 42' + 4' x 10' | 36 | 924 + 40 |
| 2' OFFSET RIGHT & LEFT STEP | 16' x 32' + 4' x 8' | 18' x 34' + 4' x 10' | 30 | 612 + 40 |
| | 18' x 36' + 4' x 8' | 20' x 38' + 4' x 10' | 32 | 760 + 40 |
| | 20' x 40' + 4' x 8' | 22' x 42' + 4' x 10' | 34 | 924 + 40 |
| 4' OFFSET RIGHT & LEFT STEP | 18' x 36' + 4' x 8' | 20' x 38' + 4' x 10' | 32 | 760 + 40 |
| | 20' x 40' + 4' x 8' | 22' x 42' + 4' x 10' | 34 | 924 + 40 |

GRECIAN WITH CENTER END EXTENSION



IMPORTANT STOCK SIZE INFORMATION:

ULTRA-LOC SOLID Stock Grecian with Center End Extension are manufactured with extra large pads and extended chafe wear strips to accommodate some variance in pool size. Please mail or fax your drawing, being sure to indicate the amount of available decking, and we'll use stock if possible unless otherwise instructed.

| POOL SIZE | COVER SIZE | SETS OF HARDWARE | SQUARE FOOTAGE | WALL DIMENSIONS | | |
|---|---------------|------------------|----------------|-----------------|----|-----|
| | | | | A | B | C |
| 16'6" x 32'6" + 4' x 8' (= 16'6" x 36'6" center end w/2 bows) | 18'6" x 38'6" | 30 | 741 | 8' | 6' | 24' |
| 16'6" x 35'6" + 3'6" x 7' (= 16'6" x 39' center end w/2 bows) | 18'6" x 41' | 30 | 779 | 8' | 6' | 27' |
| 16'6" x 35'6" + 4' x 6' (= 16'6" x 39'6" center end w/2 bows) | 18'6" x 41'6" | 30 | 798 | 8' | 6' | 27' |
| 18'6" x 36'6" + 4' x 8' (= 18'6" x 40'6" center end w/2 bows) | 20'6" x 42'6" | 32 | 903 | 10' | 6' | 28' |
| 18' x 37' + 4' x 8' (= 18' x 41' center end w/2 bows) | 20' x 43' | 30 | 860 | 8' | 7' | 27' |
| 20'9" x 39'9" + 4' x 8' (= 20'9" x 43'9" center end w/2 bows) | 23' x 46' | 34 | 1058 | 8' | 9' | 27' |

STOCK COVERS - AVAILABLE FOR SHIPMENT WITHIN 24-48 HOURS!

**Extensions are determined by standing at the shallow end, looking toward the deep end.